

# MAGNASINE

by Enerdrive



## The World Standard in Inverter/Charger Technology

Designed specifically for rugged recreational vehicle, marine or stand alone system use. The Magnasine by Enerdrive products are designed and produced in the USA utilising a tried and proven robust design platform, by a leading manufacturer of premium inverter/chargers for Mobile and Renewable Energy applications. With more than 70 years of combined inverter manufacturing and design experience, which has resulted in the Magnasine by Enerdrive range being one of the industry's most reliable and advanced inverter/chargers.

- ▶ Ultimate reliability and REAL surge capabilities
- ▶ High output, power factor corrected battery charger (programmable)
- ▶ Stable Pure Sine Wave power under ALL conditions
- ▶ Auto Transfer of AC Power via changeover switch
- ▶ Easy to install with plug and play add on's such as Auto Generator Start, Battery Monitors and Remote Monitoring



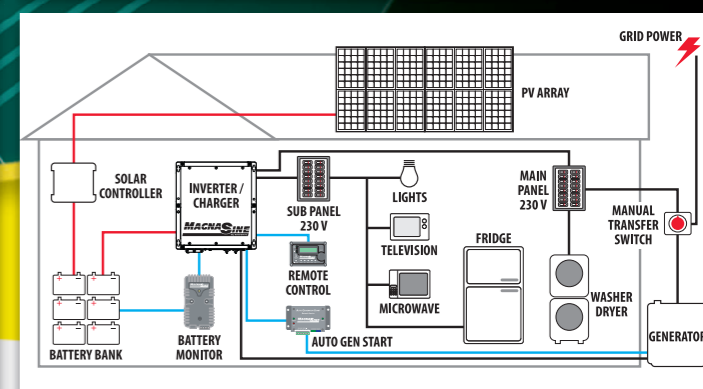
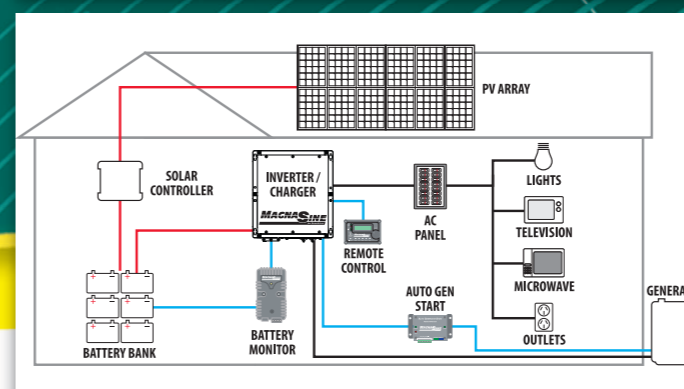
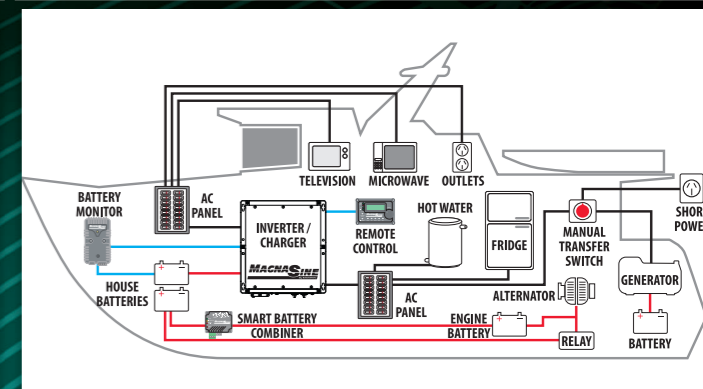
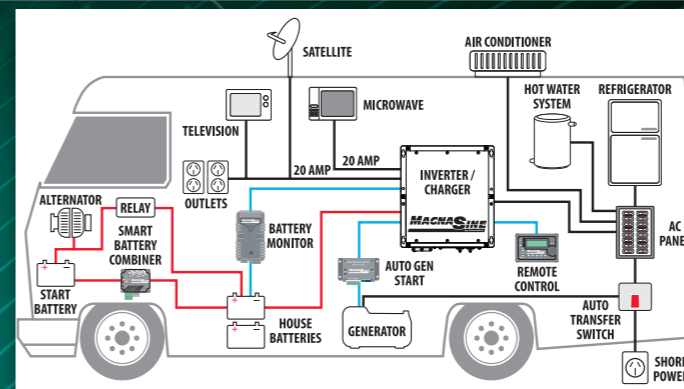
The ME-RC50 comes standard with all Magnasine Combi's. It includes a 15 metre, 4 conductor (twisted-pair) telephone cable and includes nonvolatile memory (preserves adjustable settings, even if power to the remote or inverter is removed). The Magnasine remote control has all of the programming and operation functions included in an easy-to-use package.



### MS-E / MS-PE

Magnasine now offers three 230VAC/50Hz pure sine wave inverter/charger options for mobile and grid/off grid applications. The 12v MS-E and the 24v-48v MS-PE Series are powerful, easy-to-use, and best of all, cost effective. Install the MS-E & MS-PE Series in four easy steps: Simply connect the inverter's output to your distribution circuits or electrical panel, connect your utility/generator power cable to the inverters easy-to-reach terminal block, connect the batteries, and switch on the power.

When the power requirements of the system are beyond the capacity of a single MS-PE Series inverter or the system is expandable as more loads are added. Up to four MS-PE Series inverters can be connected together in a parallel configuration. When connecting inverters in parallel, the overall inverter power and surge capacity is increased to power a large single load or more smaller loads.

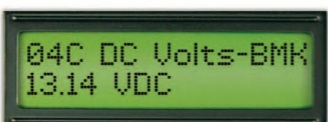


For reliable power, regardless of your application, the Magnasine Inverter / Chargers, interconnecting system equipment and accessories are a solid base for back-up, or on-board power. Above are simple examples of how the Magnasine system can fit into your application.



### MS-ARC50

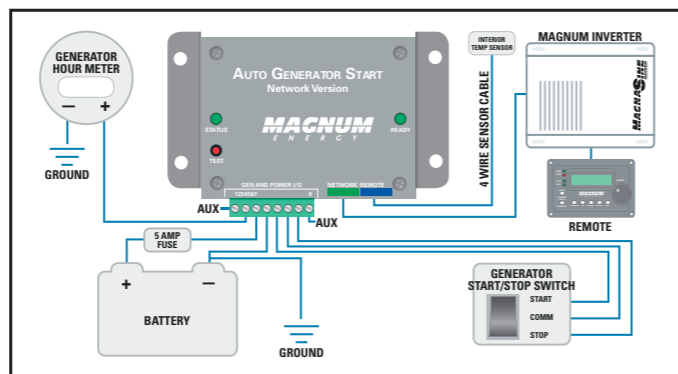
The ME-ARC is simple to use, yet allows full set-up of all the standard and advanced features available in Magnasine inverters. The ME-ARC also has the option of controlling the advanced features of the ME-AGS-N Automatic Gen Start and the ME-BMK Battery Monitor Kit using a network connection to the inverter. This remote has convenient finger tip operation, including the new one knob programming.



### ME-AGS-N

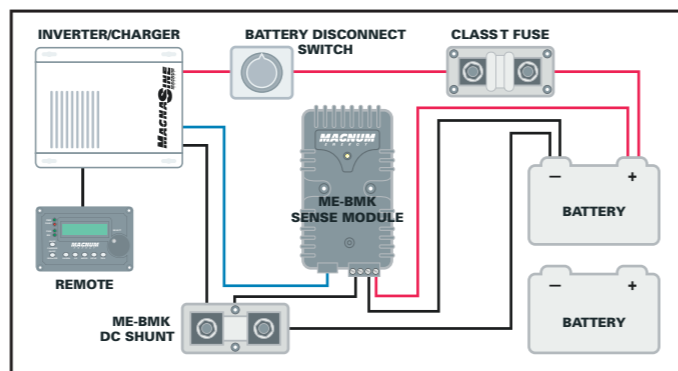
The ME-AGS-N is the Network version of Magnasine Automatic Generator Start (AGS) controllers. This version is setup and operated via a Magnasine Inverter and ME-RC or ME-ARC remote panel.

The ME-AGS-N has basic adjustments starting on battery voltage or temperature and has advanced start and stop settings based on: Time of day, Battery state of charge, Battery voltage, High temperature or Inverter load amps. Also includes the ability to manually turn the generator on and off, generator exercise, warm-up and cool-down.



### ME-BMK

The ME-BMK (Battery Monitor Kit) from Magnasine gives you a fuel gauge type of meter for your battery bank. It monitors the battery bank and reports the percentage state of charge, real time amps, voltage, amp-hours in/out, and the minimum/maximum DC volts. The ME-BMK includes the sense module, sense and communication cables plus a 500 amp shunt.



### ME-RTR

The ME-RTR or Router provides parallel capability for the MS-PAE Series inverters and includes many of the same features as the ME-ARC advanced remote control. The router is designed with a user-friendly LCD display and rotary SELECT knob that allows all connected MS-PAE series inverter/chargers to be programmed in sync without the need to program each inverter separately. The router will accommodate up to four MS-PE inverter/chargers in parallel plus accessories.



Sub-Marine: Current Conditions		Battery Monitor	
Now	Last 24 Hours	Minimum	Maximum
Date/Time: 2012-12-12 13:41:35 WST	Report received 00:13:18 (hours:minutes:seconds) ago.	State of Charge: (%)	78
State of Charge: 78%		DC volts:	13.01
Volts / Amps:		DC amps:	1.8
Amp Hours In / Out:		Inverter:	
Volts Min / volts Max:		Minimum:	30°C / 86°F
mAh / MAH Out:		Maximum:	30°C / 86°F
Volts Min / volts Max:		Average:	31°C / 88°F
mAh / MAH Out:		Battery Temperature:	34°C / 93°F
Station:		Transformer Temperature:	38°C / 100°F
LEDs:		FET Temperature:	33°C / 91°F
Battery Temperature:		Average:	35°C / 95°F
Transformer Temperature:		AGS:	
FET Temperature:		AGS Temperature:	30°C / 86°F
DC volts / amps:		AGS Voltage:	13.10 VDC
AGS / Generator:		AGS Voltage (max):	13.10
Manual Run:		AGS Voltage (min):	12.38
AGS Temperature:		Generator Runtime:	0 seconds
AGS Voltage:		Days Since Last Run:	0 days

### MagWeb

There are a few additions you can add to your system. One such item is the Magnasine MagWeb device to remote monitor the overall system performance. The MagWeb is a powerful and cost effective tool for remotely monitoring Magnasine inverters and accessories. Installed on the Magnasine network, the MagWeb provides live internet monitoring of the inverter, battery monitor, and automatic generator start module. Connecting to your "always on" internet connection using an Ethernet connection, the MagWeb makes live and historical conditions available to you.

The MagWeb constantly streams data to your personal web pages, providing details on Current Conditions, Current Settings, and Daily Summaries for historical records. The MagWeb can also monitor Magnasine Accessories connected to the inverter, such as the ME-AGS-N Automatic Generator Start or ME-BMK Battery Monitor.



MS-E Series Specifications	MS2712E	MS4124E	MS4348E
<b>Inverter Specifications</b>			
Parallel Capable (Parallel stackable up to 4 units)	No	Yes (RTR Remote required)	Yes (RTR Remote required)
Input battery voltage range	9 - 17 VDC	18 - 34 VDC	36 - 68 VDC
Nominal AC output voltage	230 VAC ±5%	230 VAC ±5%	230 VAC ±5%
Output frequency and accuracy	50 Hz ± 0.4 Hz	50 Hz ± 0.4 Hz	50 Hz ± 0.4 Hz
Total Harmonic Distortion (THD)	< 5%	< 5%	< 5%
1 msec surge current (amps AC)	45	65	75
100 msec surge current (amps AC)	21	30	37
5 sec surge power (real watts)	4100	6300	7500
30 sec surge power (real watts)	3750	5300	7100
5 min surge power (real watts)	3600	4750	6600
30 min surge power (real watts)	3500	4600	5000
Continuous power output at 25° C	2700 VA	4100 VA	4300 VA
Maximum continuous input current	360 ADC	273 ADC	143 ADC
Inverter efficiency (peak)	86%	90%	91%
Transfer time	~ 20 ms	~ 20 ms	~ 20 ms
Search mode (typical)	9 watts	9 watts	10 watts
No load (230 VAC output, typical)	34 watts	30 watts	28 watts
Waveform	Pure Sine Wave	Pure Sine Wave	Pure Sine Wave
<b>Charger Specifications</b>			
Continuous output at 25° C	125 ADC	105 ADC	55 ADC
Charger efficiency (peak)	83%	88%	91%
Power factor	> .95	> .95	> .95
Input current at rated output (AC amps)	8.5	14	16
<b>General Features and Capabilities</b>			
Transfer relay capability	30 amps AC		
Five stage charging capability	Bulk, Absorb, Float, Equalize (requires remote), and Battery Saver™		
Battery temperature compensation	Yes, 4.6 m (15') Battery Temp Sensor standard		
Internal cooling	0 to 120 cfm variable speed drive using dual 92mm brushless DC fans		
Overcurrent protection	Yes, with two overlapping circuits		
Overtemperature protection	Yes on transformer, MOSFETS, and battery		
Conformal coating on PCB's for corrosion protection	Yes		
Powder coated chassis & top for corrosion protection	Yes		
Stainless steel fasteners for corrosion protection	Yes		
Listings	C-Tick (Australian Standards)		
Warranty	Two years		
<b>Environmental Specifications</b>			
Operating temperature	-20° C to +60° C		
Nonoperating temperature	-40° C to +70° C		
Operating humidity	0 to 95% RH non condensing		
<b>Physical Specifications</b>			
Dimensions (l x w x h)	34.9 cm x 32.1 cm x 20.3 cm		
Mounting	Shelf (top or bottom up) or wall		
Weight	25.0 kg		
Shipping weight	28.2 kg		



5362

Dealer: